

# Canal Cruise- Fugan Suijo Line!



**Kansui**  
(Max. 55 people)

## What is the Fugan Suijo Line?

This canal cruise takes you from the urban oasis of Fugan Canal Kansui Park, through the nationally-recognized Important Cultural Property Nakajima Lock, and down to Iwase, a port town with a rich history of trading ships. At the Nakajima Lock, the powerful "water elevator" transports the boat 2.5 meters in height, in the same style as the Panama Canal! Experience something offered only in a few places within Japan!



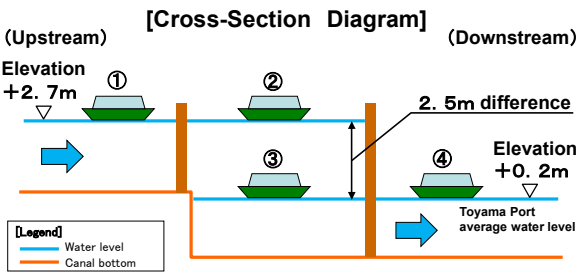
**Fugan Canal Kansui Park**  
**Fugan**  
(Max. 55 people)

## What is the "water elevator"?

In 1934, the Nakajima Lock was built in the central section of the Fugan Canal in order to adjust for the 2.5-meter difference between its upper and lower sections. This facilitated the transportation of building materials by boat, leading to the formation of industrial zones along the canal, and also contributing to reconstruction after the war.



**Sora**  
(Max. 55 people)  
**Momiji**  
(Max. 11 people)

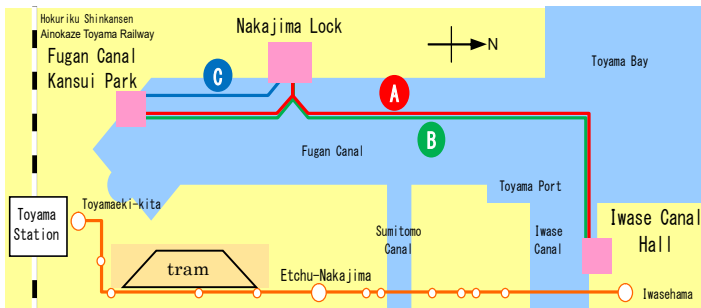


- ① Boat enters lock from upstream.
- ② Upstream lock gate closes.
- ③ Water is released from lock, water level drops.
- ④ Boat leaves lock when water level becomes the same as lower canal.

**Nakajima Lock**  
("Water elevator")

## Cruise Course & Fare

**Normal Fare** \*Fare displayed is for adults. Elementary school children are half-price, younger children are free



- A** Kansui Park → Iwase **One Way** ¥2,500 /Approx.60min. Kansui Park→Nakajima Lock→Iwase With return ticket on Toyamako Line
- B** Iwase → Kansui Park **One Way** ¥2,500 /Approx.70min. Iwase→Nakajima Lock→Kansui Park With return ticket on Toyamako Line
- C** Kansui Park → Nakajima Lock **Round Trip** ¥2,000 /Approx.70min. Kansui Park→Nakajima Lock→Kansui Park With visit to control room

## Schedule

**2026 Schedule**  
March 20 (Fri.)~November 23 (Mon.)

### Depart from Kansui Park

Route	Departure	Visit to Nakajima Lock Control Room	Arrival	Boat name		Capacity
				weekdays	Weekends / Holidays	
C	9:40	●	10:50 Kansui Park	kansui fugan	kansui fugan	55
A	10:10	—	11:10 Iwase Canal Hall	sora	fugan kansui	55
C	11:00	●	12:10 Kansui Park	kansui fugan	kansui fugan	55
C	12:50	●	14:00 Kansui Park	kansui fugan	kansui fugan	55
A	13:20	—	14:20 Iwase Canal Hall	sora	fugan kansui	55
C	14:10	●	15:20 Kansui Park	kansui fugan	kansui fugan	55
C	15:30	●	16:40 Kansui Park	kansui fugan	kansui fugan	55

### Depart from Iwase Canal Hall

Route	Departure	Visit to Nakajima Lock Control Room	Arrival	Boat name		Capacity
				weekdays	Weekends / Holidays	
B	11:20	—	12:30 Kansui Park	sora	fugan kansui	55
B	14:30	—	15:40 Kansui Park	sora	fugan kansui	55

- Notices**
- Schedule is subject to change.
  - Cancellations may occur due to strong winds, high waves, low visibility or other circumstances.
  - If the ship captain determines there is a safety problem, the ship may be forced to alter its planned route.

# Seasonal Beauty

In spring, the area is one of Toyama's most famous places to enjoy the cherry blossoms. In summer, waterfall fountains make refreshing atmosphere, and in autumn, the changing leaves can be seen along the canal.



# Canal Wildlife

Living in and around the canal are many birds, fish, turtles, and other animals! In particular, you can observe many species of water birds hunting in their natural habitat, such as the grey heron standing as still as a statue while fishing, or the osprey as it dives.



## Tram



Accessible tram cars run from Toyama Station's north exit to Iwasehama Station around every 15 minutes. On clear days, the Tateyama Mountain Range can be seen through the window!

■Fare ¥240

★Tram fare is included when you purchase a one-way ticket for the canal cruise (¥2,500)

## Iwase's Main Street



Houses of merchants that dealt with the *kitamae-bune* trading ships line the main street of this historic district. This characteristic construction style that has been passed down in the area remains even today, while some townhouses have been reborn as a sake brewery or a glass studio. There are also shops with snacks, sweets, and rare varieties of sake that can only be found in Iwase!

## Baba Residence

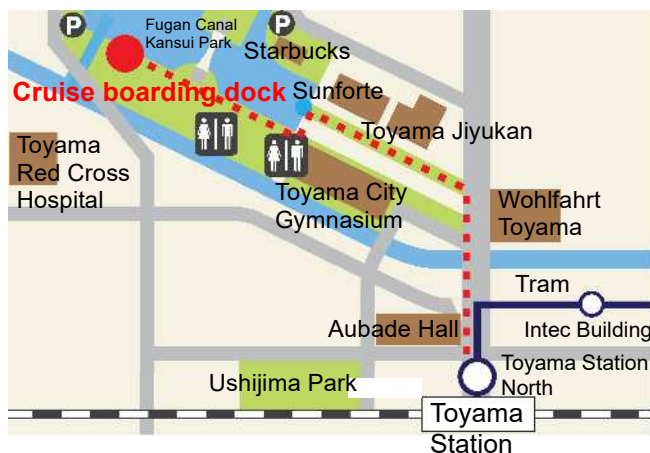


A nationally registered Tangible Cultural Property, the Baba Residence was used as a merchant's house, the largest in Iwase, and shipyard for the *kitamae-bune* (north-bound trading ships), retaining its original appearance during the height of the shipping business's prosperity.

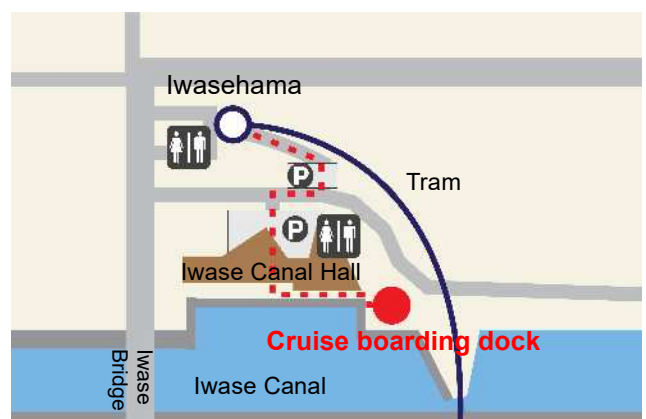
■Hours: 9:00-17:00 (last entry by 16:30)

■Entry: Adults ¥100

## Access



■Fugan Canal Kansui Park – Toyama Station  
13-minute walk from Toyama Station's North Exit



■Iwase Canal Hall – Iwasehama Station  
2-minute walk from Iwasehama Station (Toyama Light Rail)

## Official Website

<http://fugan-suijo-line.jp/en/> (English page available)



▲ Access website here

